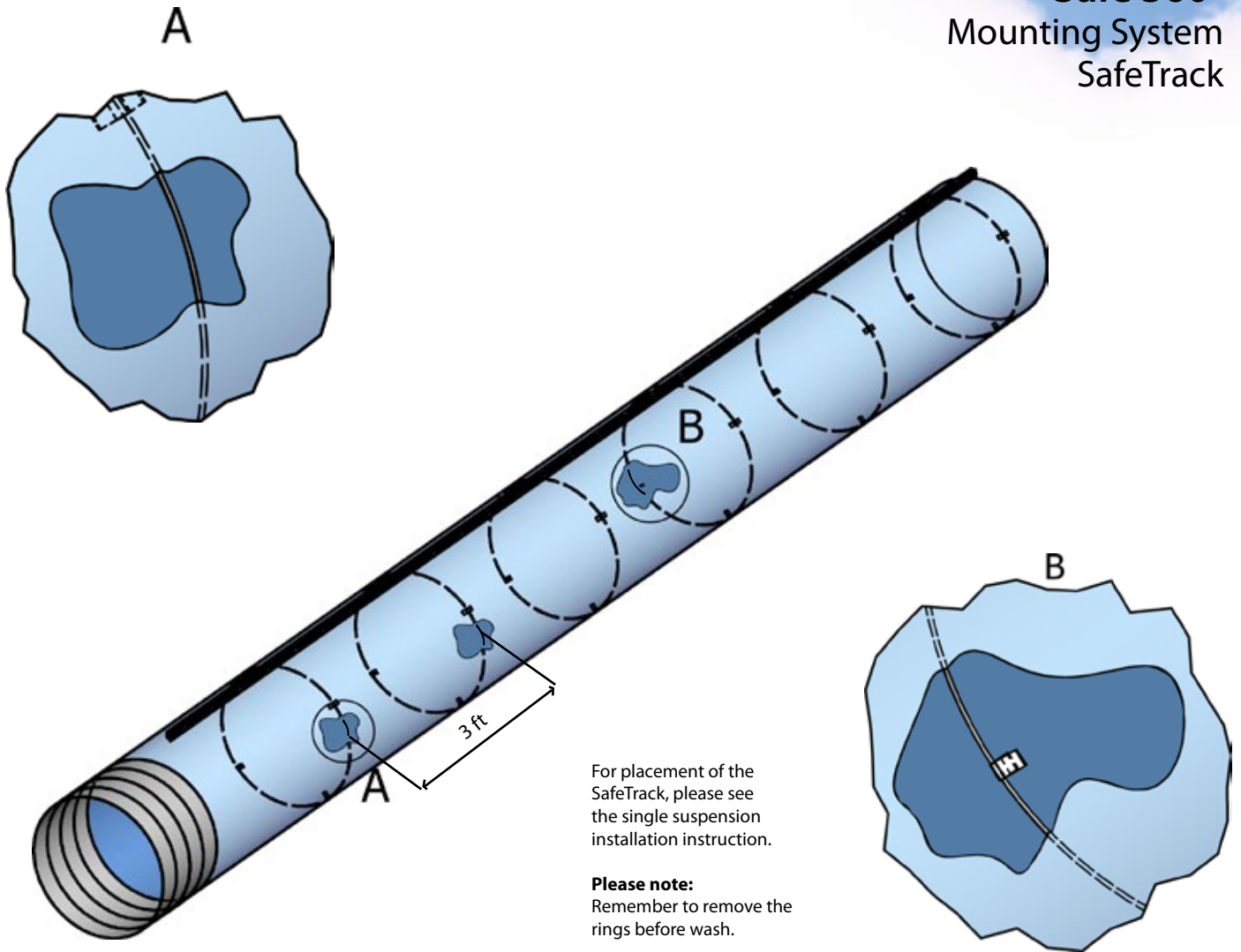



Safe 360°
Mounting System
SafeTrack



YouTube™



KE Fibertec



Scan the code with your smartphone and watch the installation guide on the KE Fibertec YouTube channel.

1

Install the duct according to the standard mounting installation supplied with the duct system.

2

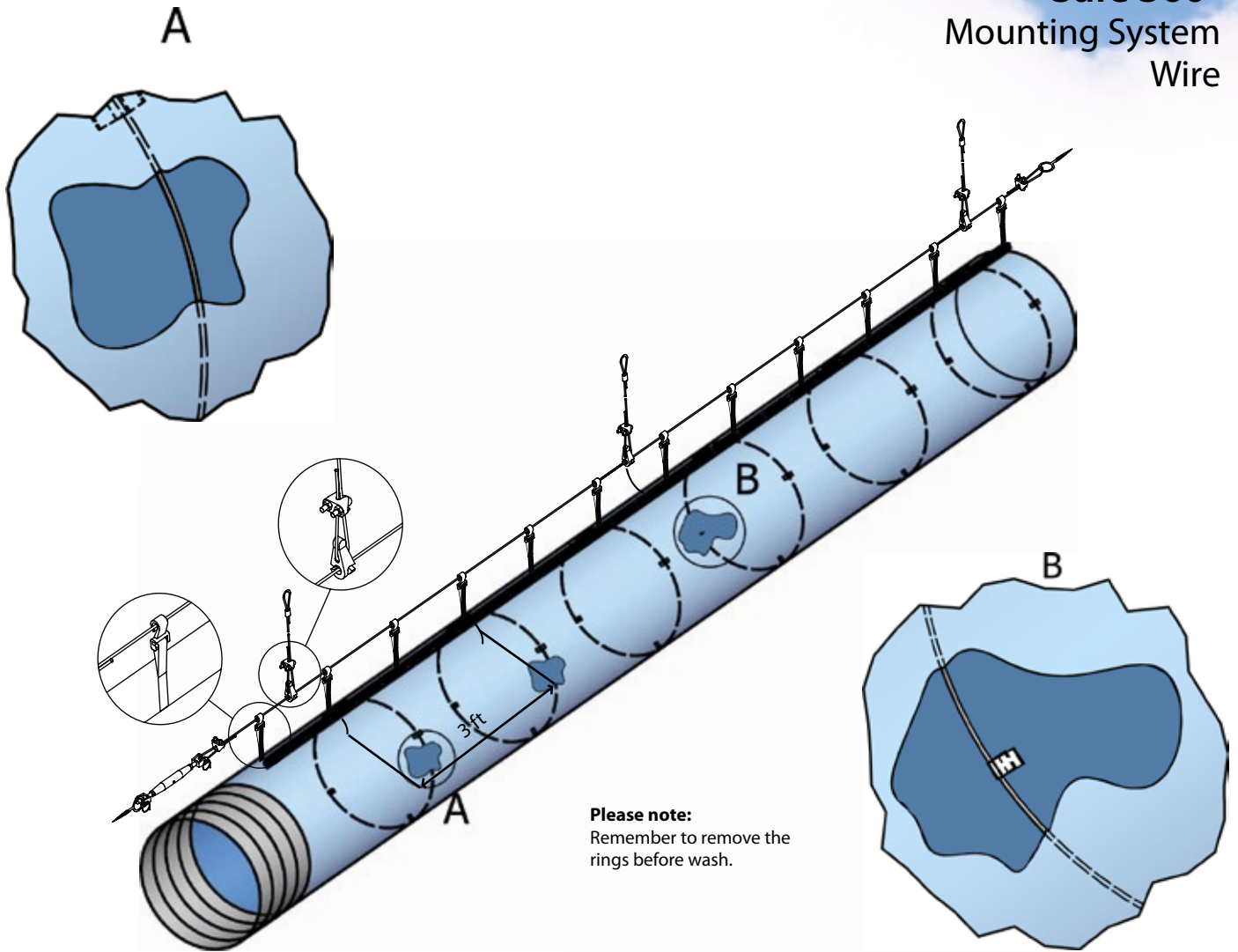
The Safe 360° concept consists of stainless steel rings placed internally in the fabric duct for every 3 ft (A). Ring size is 1/8" for duct diameters 8" to 24" and 5/32" for duct diameters 26" to 36". The rings are preinstalled from the factory, however, for sizes >20" installation must be done on site.

3

The rings are held in place by velcro straps (B) for easy removal should maintenance/washing be necessary.



Safe 360°
Mounting System
Wire



Please note:
Remember to remove the rings before wash.

- 1** Install the duct according to the standard mounting installation supplied with the duct system.
- 2** The Safe 360° concept consists of stainless steel rings placed internally in the fabric duct for every 3 ft (A). Ring size is 1/8" for duct diameters 8" to 24" and 5/32" for duct diameters 26" to 36". The rings are preinstalled from the factory, however, for sizes >20" installation must be done on site.
- 3** The rings are held in place by velcro straps (B) for easy removal should maintenance/washing be necessary.

