

Thank you...

for choosing a ventilation solution from KE Fibertec. Below we have collected some good advice and recommendations enabling you to get maximum benefit from your textile ducts.



Reception



Textile ducts and suspension material will be delivered on site, packed in cardboard boxes.

Make sure that you have received the exact number of boxes signed for on delivery. In case of discrepancies you must complain to the parcel carrier immediately.



Storage



If installation is delayed and storage is required, make sure that the textile ducts remain in the boxes and are kept dry and at room temperature.




1. Mounting



The box labelled "INFO" includes a folder containing mounting instructions.

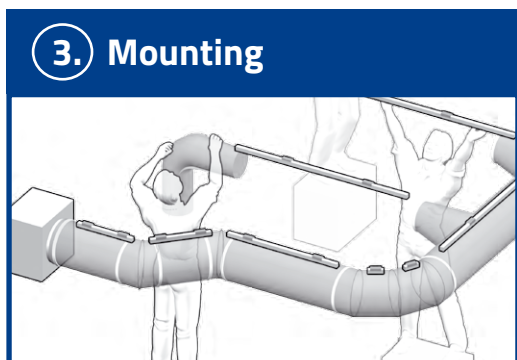
For more complex systems AutoCAD drawings may also be included to facilitate installation of the duct system.



2. Mounting



Make sure that the item numbers on the delivery note match those of the AutoCAD drawing.



3. Mounting

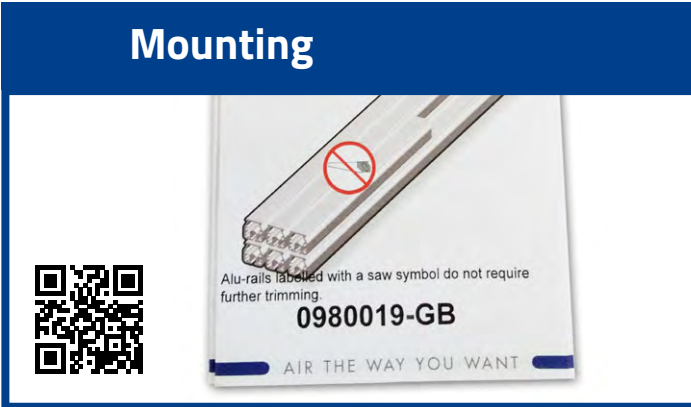


Follow the instructions closely when installing the suspension material (rails or steel wire).

If included, use the AutoCAD drawings of the system to check measurements prior to installation. When installing the textile duct in the rail or on the wire, it should be fed into the rail directly from the box, if possible. Avoid soiling.

Go to our website for relevant information

Mounting



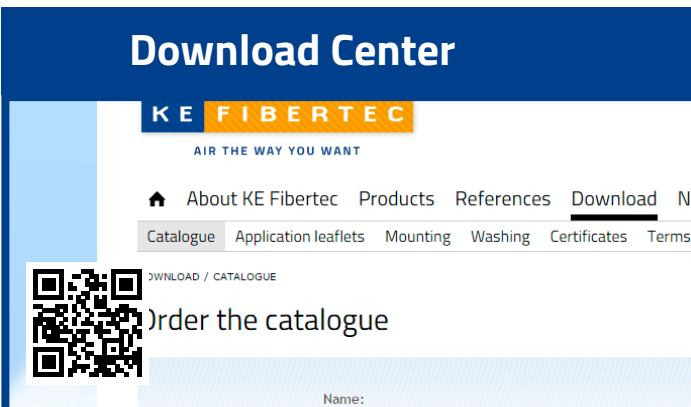
Scan the code with your smartphone

In the box you will find the relevant mounting instruction for the installation. Follow the instructions carefully when installing the suspension system (rails or wire) and, if available, use the AutoCAD drawings of the system to check measurements prior to installation.

When the suspension system has been properly installed, the textile ducts must be suspended. Feed the duct into the rail directly from the box to avoid soiling. Textile ducts should always be kept in a dry place at room temperature.

ke-fibertec.com/mounting

Download Center



Scan the code with your smartphone

Go to our Download Center for documentation such as washing instructions, specifications, warranties, fire certificates etc.

ke-fibertec.com/download

Praise & Criticism



Scan the code with your smartphone

We would be happy to get your feedback - good or bad.

Please, fill out the form at

ke-fibertec.com/feedback

