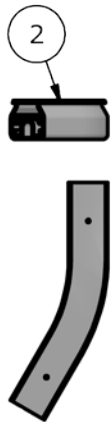
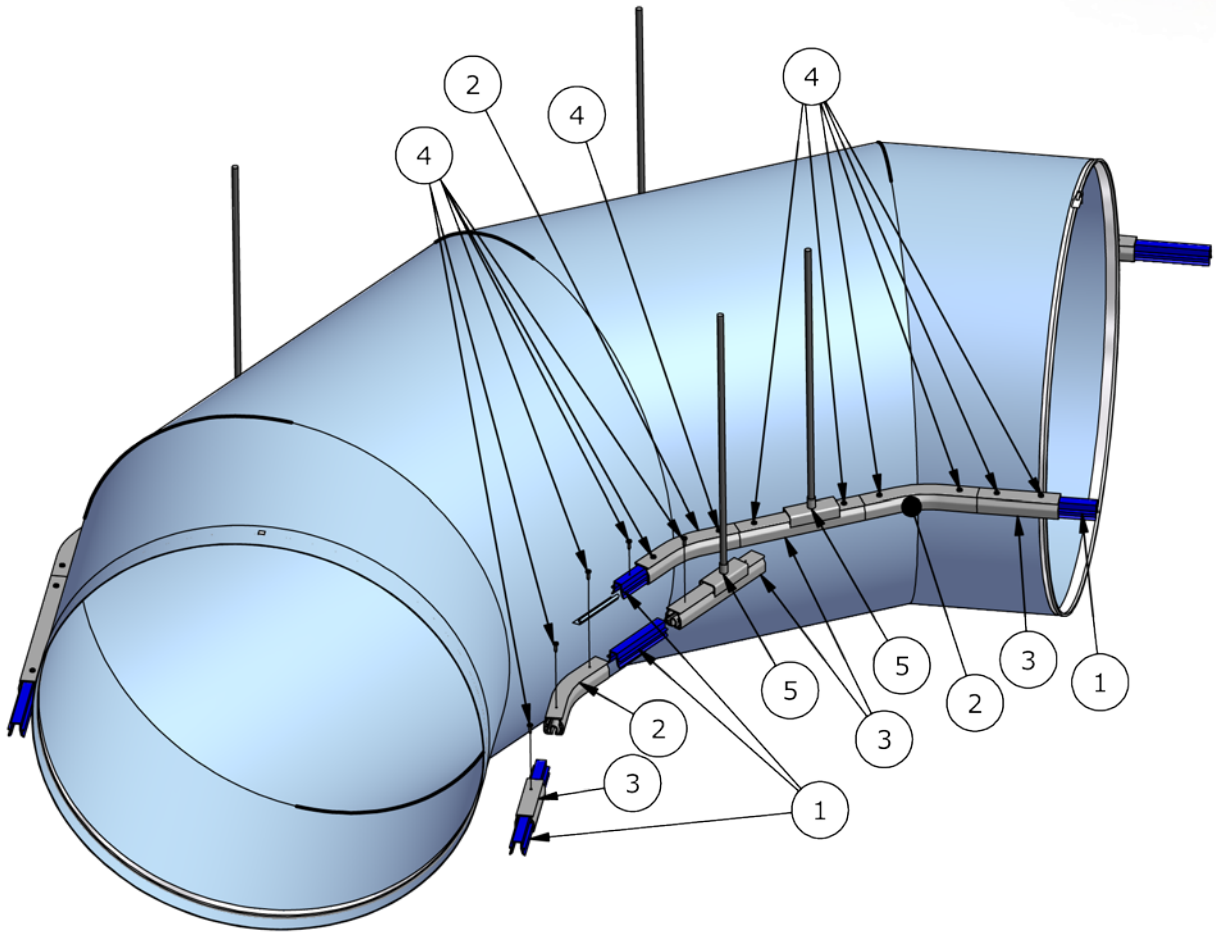
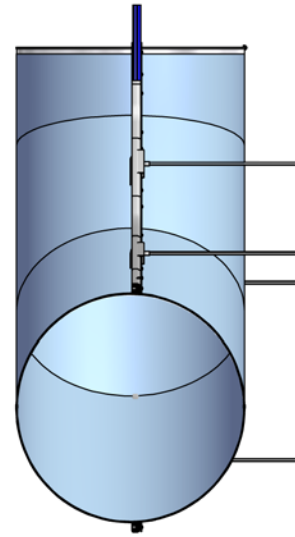
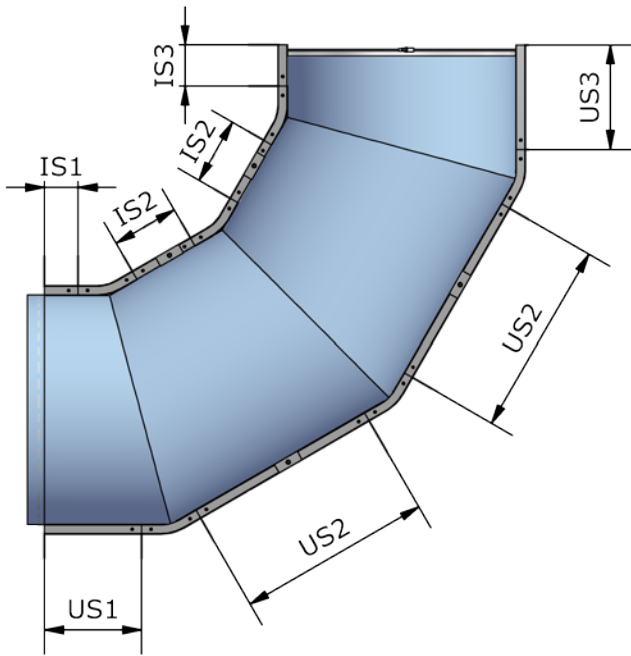


# Rolled Bend Mounting System (Double)



**Rolled Bend**  
Mounting System  
(Double)



Ø	IS1		IS2		IS3		US1		US2		US3	
	mm	Safejoint length Pcs	mm	Safejoint length Pcs	mm	Safejoint length Pcs	mm	Safejoint length Pcs	mm	Safejoint length Pcs	mm	Safejoint length Pcs
630	89	200 1	177	100 4	109	100 2	257	200 2	515	200 4	277	200 2
710	110	100 2	220	200 4	130	100 2	300	200 2	600	200 4	320	200 2
800	134	100 2	268	200 4	154	200 2	348	200 2	697	200 4	368	200 2
900	161	200 2	322	200 4	181	200 2	402	200 2	804	200 4	422	200 2
1000	188	200 2	375	200 4	208	200 2	456	200 2	911	200 4	476	200 2
1100	214	200 2	429	200 4	234	200 2	509	200 2	1018	200 4	529	200 2
1200	241	200 2	483	200 4	261	200 2	563	200 2	1126	200 4	583	200 2
1300	268	200 2	536	200 4	288	200 2	616	200 2	1233	200 4	636	200 2
1400	295	200 2	590	200 4	315	200 2	670	200 2	1340	200 4	690	200 2